



MIA

Brought to you by Informa Tech

LED Video Displays Intelligence Service

Part of the Consumer Electronics & Display Applications Service Area Package

A comprehensive set of data and analysis, which provides market insights on multiple aspects of LED video displays technology and industry trends. The goal of the service is to provide in-depth view of worldwide LED video displays industry for better decision making and business planning.

LED Video Displays Intelligence Service | MSCD-101326

“ LED Video Displays is defined as ‘full color’ and ‘full video’ capable direct-view LED Video displays. The core value that our team is providing is detailed fine pixel pitch data analysis with sub 1 mm segment containing mini-LED and micro-LED technologies. ”

Ken Park

Senior Manager of ProAV Devices

OMDIA

LED Video Displays Intelligence Service

HOW OMDIA HELPS YOU

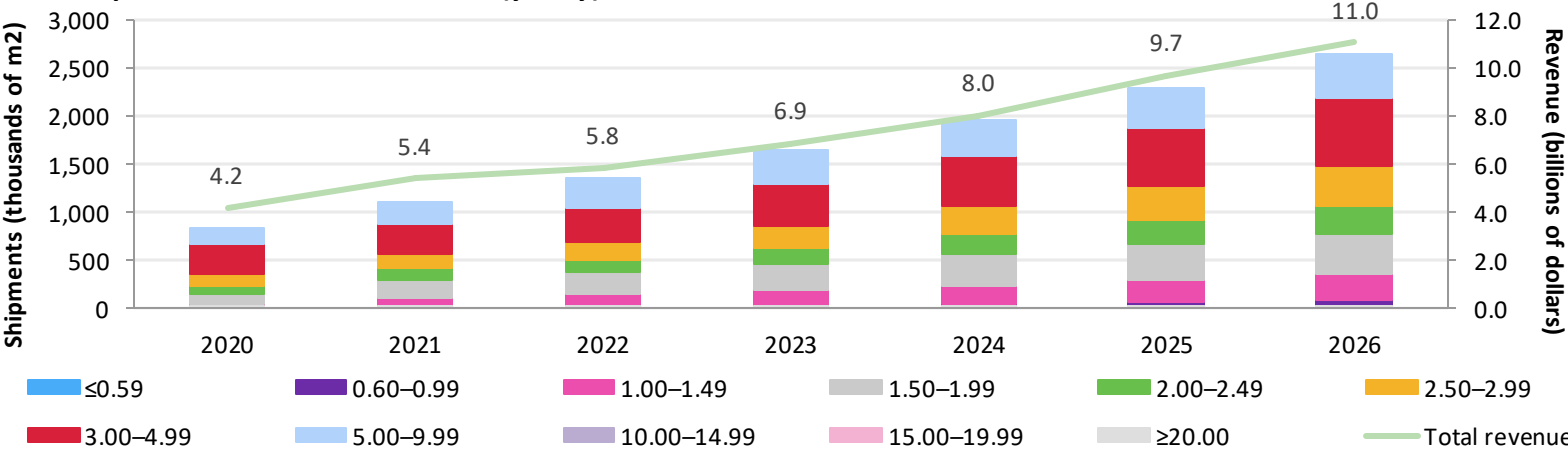
- Size the markets for LED video displays
- Identify new models, including mini/micro-LED
- Understand the latest strategies for key players
- Leverage surveys and forecasts to better understand this segment and players of both typical LED video and flat panel display makers
- Analyze adoption rates for fine pixel pitch

KEY QUESTIONS ADDRESSED

- What are the size, share, and forecasts for the LED video display market by revenue and units?
- Who are the key players in the LED video display supply chain?
- What are the key growth applications and installation type in LED video market?
- Which category of pixel pitch are fastest growing by region?
- WHAT is mini/micro-LED technology trend?

Revenue and sam forecast by pixel pitch

Total shipment and revenue forecast (yearly)



Source: Omdia © 2022 Omdia



LED Video Displays: Our Expert Analysts



Tay Kim
Principal Analyst
Public Display
South Korea



Hidetoshi Himuro
Senior Principal Analyst
Specialty & New Opportunities
Japan



Cindy Liu
Senior Analyst
Public Display
China



Kelly Lum
Principal Analyst
Digital Signage
USA



David Chai
Analyst
Professional AV
Malaysia



Ken Park
Senior Research Manager
Professional AV & TV
Korea

LED Video Displays: Deliverables



MARKET TRACKER

—Quarterly—

LED Video Displays Market Tracker – Premium
Country-Level Report



DATABASE

—Quarterly—

Specifications Database & Vendor Profiles



ANALYSIS

—Quarterly—

LED Video Market Analysis
Company Profiles Analysis



ANALYST INSIGHTS

—Ongoing—

Analyst commentary on market
shifts, technology and regional
developments, vendors, events, and more.



PRESENTATIONS

—Ongoing—

Overall market briefings with analysts
on research highlights from all aspects of
the market.



ANALYST ACCESS

—Ongoing—

Analyst inquiry time for prompt responses
to urgent questions.

Market Trackers

LED Video Displays Market Tracker – Premium

Focuses on LED Video Displays technology which is further examined by both digital signage and professional applications by pixel pitch category. This includes units and revenue brand market shares by pixel pitch and by region, with additional fixed and rental installation type.

DETAILS

Frequency: Quarterly and annual
2 years rolling history, 5 years rolling forecast

Measurements

- Units (sqm)
- Revenues
- ASP

Regions

- Asia & Oceania
- China
- Japan
- Western Europe
- Eastern Europe
- Middle East & Africa
- North America
- Latin America & the Caribbean

COVERAGE

- LED Video Displays technology (also known as direct-view LED)
- Pixel pitch starting from $\leq 0.59\text{mm}$ to $\geq 20\text{mm}$
- Fixed vs. Rental
- Indoor/outdoor
- Cabinet vs. All-in-one
- COB vs. SMD
- Average pixel pitch
- Sub-applications & Main-applications
- Quarterly history market share by brand in terms of unit and revenue
- Quarterly market forecast

Deliverables

- Excel pivot database by region

LED Video Displays Country-Level Market Tracker

Focuses on LED Video Displays technology for the leading countries that details both market shares and market forecast. This includes unit share by brand for historical periods and market forecast by units (sqm) and revenue by pixel pitch.

DETAILS

Frequency: Quarterly

Measurements

- Units (sqm)
- Revenues
- ASP

Regions

- Western Europe
- North America
- Asia & Oceania

Countries

- France
- Germany
- Italy
- Netherlands
- Spain
- United Kingdom
- Australia
- India
- Korea
- Canada
- USA

COVERAGE

- LED Video Displays technology (also known as direct-view LED)
- Pixel pitch starting from $\leq 0.99\text{mm}$ to $\geq 20\text{mm}$
- Market share by brand share
- Market forecast by unit, revenue, and pixel pitch

Deliverables

- Excel pivot database by country-level

Database & Analysis

LED Video Displays Specifications Database

Model specifications are collected from major LED Video display brands for key countries. Profiles of brands are also included.

DETAILS

Frequency: Quarterly

Measurements

- Spec & Profiles

Regions

- Asia & Oceania
- China
- Japan
- Western Europe
- Eastern Europe
- Middle East & Africa
- North America
- Latin America & the Caribbean

- The key specifications tracked in this report include
 - Model name, Pixel Pitch, Package technology, Brightness, Outdoor/indoor, Outdoor rating, Contrast ratio, Screen size, Resolution, Aspect ratio, Touchscreen, Power consumption, Warranty, etc.
- Rental features
- Application type

LED Video Displays Market Analysis

Detailed analysis of market shares and size, along with key forecast assumptions and market drivers. Reasons behind the performance, technology trends, competitive analysis, new product and industry announcements.

DETAILS

Frequency: Quarterly

Measurements

- Units (sqm)
- Revenues
- ASP

Regions

- Asia & Oceania
- China
- Japan
- Western Europe
- Eastern Europe
- Middle East & Africa
- North America
- Latin America & the Caribbean

COVERAGE

- LED Video Displays technology (also known as direct-view LED)
- Pixel pitch starting from $\leq 0.59\text{mm}$ to $\geq 20\text{mm}$
- Fixed vs. Rental
- Indoor/outdoor
- Cabinet vs. All-in-one
- COB vs. SMD
- Average pixel pitch
- Sub-applications & Main-applications
- Quarterly history Market Share by brand in terms of unit and revenue
- Quarterly market forecast

Deliverables

Power-point analysis

Research Coverage

Pixel Pitch

- <=0.59mm
- 0.60 – 0.99mm
- 1.00 -1.49mm
- 1.50-1.99mm
- 2.00 -2.49mm
- 2.50 -2.99mm
- 3.00 -4.99mm
- 5.00 -9.99mm
- 10.0 -14.99mm
- 15.0 -19.99mm
- >=20mm

Installation Type

- Fixed
- Rental

Sales Type

- Cabinet
- All-in-one

Module Type

- COB
- SMD

Brands Tracked

- Absen
- Aoto
- Barco
- CreateLED
- Daktronics
- GTEK
- Ledman
- Leyard
- LG Electronics
- Liantronics
- Lighthouse
- Mitsubishi
- NanoLumens
- NEC
- Panasonic
- QSTECH
- Retop
- Samsung
- Sansi
- SiliconCore
- Sony
- Unilumin
- Watchfire
- Chinese Tier II
- Others

Regions

- Asia & Oceania
- China
- Eastern Europe
- Japan
- Latin America & the Caribbean
- Middle East & Africa
- North America
- Western Europe

Countries Covered

- France
- Germany
- Italy
- Netherlands
- Spain
- United Kingdom
- Australia
- India
- Korea
- Canada
- USA

Indoor/ Outdoor

- Indoor
- Outdoor

Application

- Control room
- Corporate signage
- Hospitality / Healthcare
- Public spaces
- Retail
- Transportation
- Outdoor sports

Company Profiles Covered

- Absen
- Aoto
- Daktronics
- Ledman
- Leyard
- Liantronics
- Sansi
- QSTECH
- Unilumin
- 10th brand will be rotated quarterly

Market Shares

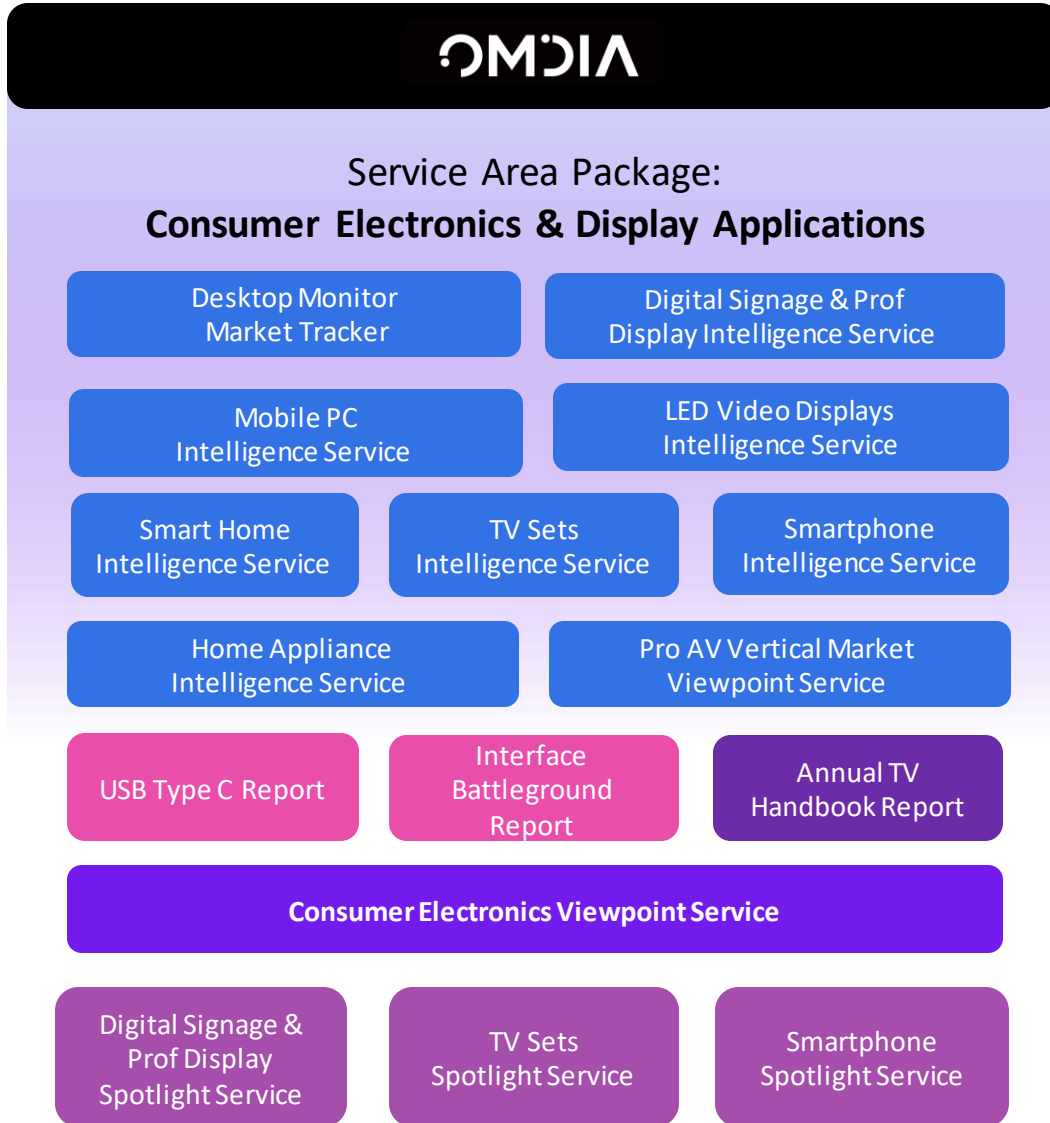
- Units (sqm) and Revenue (USD) by 8 geographical regions and 11-pixel pitch categories including quarter-over-quarter and year-over-year growth rate comparisons
- Installation Type by Fixed and Rental (sqm) at worldwide-level
- Sales Type by Cabinet and All-in-One (sqm) by brand at worldwide-level
- Module Type by COB and SMD (sqm) by brand at worldwide-level

Market Forecast

Units (sqm), Revenue (USD) and ASP (USD) forecast, including quarter-over-quarter and year-over-year growth rate comparisons, by:

- Eight geographical regions
- Eleven Pixel Pitch categories
- Main Application split by Professional and Digital Signage
- Seven Sub-Applications
- Indoor/Outdoor
- Installation Type
- Sales Type
- Module Type

Related Content: Consumer Electronics & Display Applications Service Area Coverage



About Omdia's Consumer Electronics & Display Application Research

World-class coverage of the consumer electronics industry, this research is led by analysts who come from the industry and have extensive experience from supply chain to market verticals.

This research services allows accessibility to Omdia expertise covering TVs, smartphones, mobile PC, smart home, home appliance and professional AV products.

With in-depth coverage of shipments, prices, install base, market opportunities, regional trends, companies and new technologies, our research coverage covers all important analysis incorporating context and industry implications.



Related Content: Display and Consumer Devices Service Area Coverage

SERVICE AREA PACKAGE

Consumer Electronics & Display Applications

Intelligence Services

- TV Sets
- Smart Home
- Mobile PC
- Home Appliance
- Smartphone
- Desktop Monitor
- LED Video Displays
- Digital Signage & Prof

Viewpoint & Spotlight Services

- Consumer Electronics Viewpoint
- TV Sets Spotlight
- Smartphone Spotlight
- Digital Signage & Prof Spotlight
- ProAV Vertical Market Viewpoint

Large Area Display & Supply Chain

Intelligence Services

- TV Display & OEM
- Notebook/ Tablet Display & OEM

Trackers

- Display Long-Term Demand Forecast
- Display Production & Inventory
- Large Area Display Price
- Large Area Display Market
- Large Area Display Production Strategy
- Large Area Display Product Roadmap
- Monitor Display & OEM

Viewpoint & Spotlight Services

- Display Dynamics Viewpoint
- Display Dynamics Spotlight

Related Content: Display and Consumer Devices Service Area Coverage

SERVICE AREA PACKAGE

Small & Medium Displays & Touch Interface

Intelligence Services

- Smartphone Display

Trackers

- Small Medium Display
- Small Medium Display Supply Chain
- OLED Display
- Automotive Display
- Touch Panel

Reports

- Automotive Touch & Interface
- Display Fingerprint Tech
- Touch Panel Cover Lens

Viewpoint & Spotlight Services

- Display Dynamics Viewpoint
- Automotive Display Spotlight

Display Manufacturing, Technology & Components

Intelligence Services

- OLED & LCD Supply Demand & Equipment
- OLED & Flexible Display

Trackers

- OLED Display Roadmap
- Display Backlight
- Display Glass
- Display Optical Film
- Display Driver IC
- OLED Materials
- OLED Display Cost Model
- Large Area Display Cost
- Smartphone & Tablet

Reports

- Foldable Display Tech
- Micro LED Display Tech

Viewpoint Service

- Display Dynamics Viewpoint Service

Our “Ask an Analyst” Service Provides Best in Class Customer Support

Whether you need guidance to navigate the service, information regarding our methodologies or you want to better understand a data trend, Omdia’s support team is here to help.

askananalyst@omdia.com

Draw on our expertise

- Make the right decisions
- Sanity-check your own findings
- Get the most out of your subscription
- Understand more about our methodologies

Our Ask an Analyst service gives you direct contact via telephone, email or face-to-face session with our expert analyst team:




Shelley Hunter
Customer
Success Manager



Kâren Dyer
Customer Success
Manager



Get in touch!

 askananalyst@omdia.com

 [@Omdia](https://www.linkedin.com/company/omdia)

 [@OmdiaHQ](https://twitter.com/OmdiaHQ)

 OMDIA

Thank you

Disclaimer

The Omdia research, data and information referenced herein (the “Omdia Materials”) are the copyrighted property of Informa Tech and its subsidiaries or affiliates (together “Informa Tech”) or its third party data providers and represent data, research, opinions, or viewpoints published by Informa Tech, and are not representations of fact.

The Omdia Materials reflect information and opinions from the original publication date and not from the date of this document. The information and opinions expressed in the Omdia Materials are subject to change without notice and Informa Tech does not have any duty or responsibility to update the Omdia Materials or this publication as a result.

Omdia Materials are delivered on an “as-is” and “as-available” basis. No representation or warranty, express or implied, is made as to the fairness, accuracy, completeness, or correctness of the information, opinions, and conclusions contained in Omdia Materials.

To the maximum extent permitted by law, Informa Tech and its affiliates, officers, directors, employees, agents, and third party data providers disclaim any liability (including, without limitation, any liability arising from fault or negligence) as to the accuracy or completeness or use of the Omdia Materials. Informa Tech will not, under any circumstance whatsoever, be liable for any trading, investment, commercial, or other decisions based on or made in reliance of the Omdia Materials.

Get in touch!



customersuccess@omdia.com

 @Omdia



@OmdiaHQ