

Enterprise & Service Provider Routing & Switching Spotlight Service

A Spotlight Service Complementing the Service Provider Networks Service Area Package

Total visibility into the routing and switching market, including overall equipment market leaders and the trends and plans of service providers and enterprises

“ Enterprise premises networks need to support evolving employee workstyles. Requirements for mobility, flexibility, security and performance are changing buyers’ priorities. Organizations need not just more bandwidth, but greater intelligence and insights to support their business objectives. ”

Roz Parkinson
Principal Analyst, Enterprise
Networks

Enterprise & Service Provider Routing & Switching Spotlight Service

A Service Complementing the Service Provider Networks Service Area Package

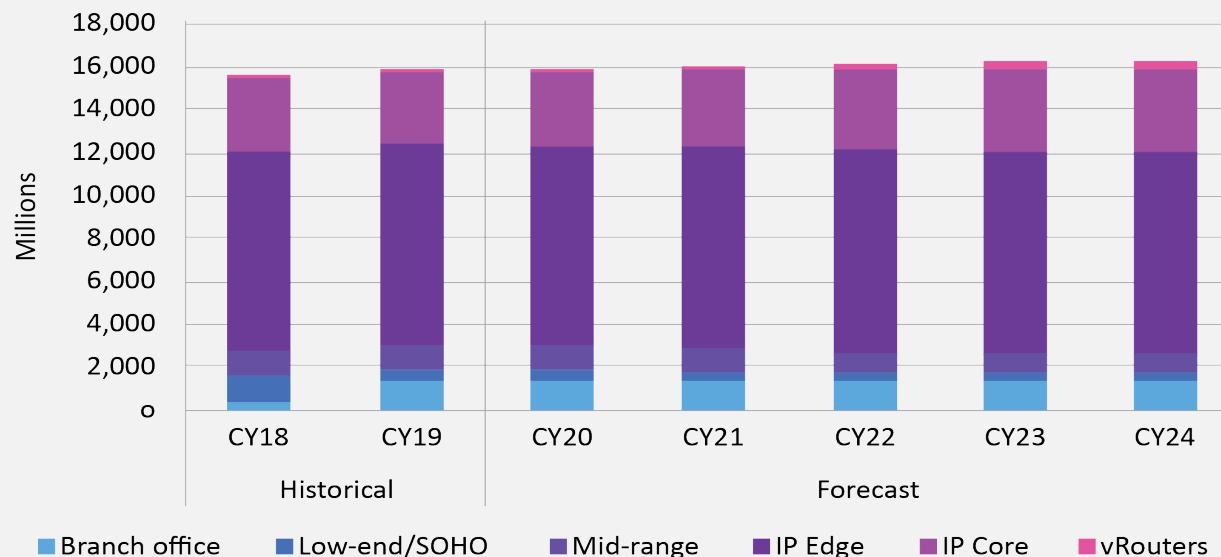
HOW OMDIA HELPS YOU

- Omdia evaluates business-market pain points, and critical technologies to identify new markets and guide clients through epochal transitions
- Identify shifts in buying patterns and behaviors
- Leverage surveys and channel checks to develop a deeper understanding customers evolving needs

KEY QUESTIONS ADDRESSED

- What are the size, share, and forecasts for the enterprise and service provider routing and switching markets?
- Which market categories and technologies are driving growth?
- Which industry trends will impact the growth of the market?
- What is the outlook across different regional markets?
- What is the competitive landscape of this market, which companies are gaining share?

Router Market Size (\$)



Source: Omdia

© 2020 Omdia

Enterprise & Service Provider Routing & Switching : Our Expert Analysts



Roz Parkinson
Principal Analyst
Enterprise Networks



Tanya Harris
Principal Analyst
Routing and Switching, Optical
Networks

Enterprise & Service Provider Routing & Switching: Deliverables



MARKET DATA

—Various: Quarterly—


- Enterprise & Service Provider Routers
- Enterprise & Service Provider Ethernet Switches



SURVEYS

—Annual—

- WLAN Strategies North American Enterprise Survey
- Enterprise Edge Connectivity Strategies North American Enterprise Survey



REPORTS

—On-going - Annual—

Quarterly Market Tracker analysis, ad hoc thematic reports



ANALYST INSIGHTS

—Ongoing—

Analyst commentary on market shifts, technology and regional developments, vendors, events, and more.



PRESENTATIONS

—Ongoing—

Analyst briefings



ANALYST ACCESS

—Ongoing—

For prompt responses to urgent and unique questions.

Enterprise & Service Provider Routing & Switching: Market Data

Enterprise & Carrier Ethernet Switches

Forecasts, analysis, and trends for Enterprise & Carrier Ethernet Switches

DETAILS

Frequency: Quarterly

Measures

- Vendor market shares
- Revenues
- Units
- Ports
- Port revenues by speed

Regions

- Worldwide
- North America (US and Canada)
- Europe, the Middle East, Africa (EMEA)
- Asia Pacific (including Japan and Australia)
- Caribbean and Latin America (including Mexico)
- Additional data breakouts and analysis for China and Japan

COVERAGE

- Enterprise Ethernet Switches
- Ports by speed (100ME, 1GE copper vs fiber, 2.5GE, 10GE copper vs fiber, 25GE, 40GE, 50GE, 100GE, 200GE, 400GE)
- Fixed Switches: Managed, Web-Managed, and Unmanaged
- Chassis Switches
- Carrier Ethernet Switches
- Ports by speed: 0/100/1000ME, 10GE, 40GE, 100GE, 400GE

Enterprise & Service Provider Routers

Forecasts, analysis, and trends for Enterprise & Service Provider Routers

DETAILS

Frequency: Quarterly

Measures

- Vendor market shares
- Revenues
- Units
- Ports

Regions

- Worldwide
- North America (US and Canada)
- Europe, the Middle East, Africa (EMEA)
- Asia Pacific (including Japan and Australia)
- Caribbean and Latin America (including Mexico)
- Additional data breakouts and analysis for China and Japan

COVERAGE

- Enterprise Routers:
 - Mid-range routers
 - Branch office router
 - Low-end/SOHO routers
 - Virtual routers (vRouters)
 - Ports by type: T1/E1/J1, T3/E3/J3, OC-3/STM1, OC-12/STM4, DSL/cable, Ethernet
- Service Provider Routers:
 - IP Edge Routers
 - VRouters
 - pRouters
 - IP Core Routers
 - Ports by type: 10/100/1000ME, 10GE, 40GE, 100GE, 400GE, T1/T3/E1/E3/J1/J3, OC-3/12/48/STM1/4/16, OC-192/STM64 (10G), OC-768/STM256 (40G), 100G, Other

Enterprise & Service Provider Routing & Switching: Market Data

WLAN Equipment Market Tracker*

Data and analysis on the wireless LAN market including market size, vendor market share, forecasts and market trends

DETAILS

Frequency: Quarterly

Measures

- Vendor market share
- Revenue
- Units
- SaaS-managed APs
- ARPU

Regions

- Worldwide
- North America (US and Canada)
- Europe, the Middle East, Africa (EMEA)
- Asia Pacific (including Japan and Australia)
- Caribbean, Latin America (including Mexico)

COVERAGE

- Access points (independent, interactive, outdoor)
- Access point technology (802.11a/b/g, n, Wi-Fi 5 Wave1, Wi-Fi 5 Wave2, Wi-Fi 6)
- Controllers (hardware, virtual appliances, SaaS)
- Revenue by vertical (carrier, education, finance, government, healthcare, hospitality, manufacturing, retail, venues)

*All market trackers include additional data breakouts and analysis for China and Japan

Ethernet Switches – Campus vs Data Center Market - Database

Data and analysis on the wireless LAN market including market size, vendor market share, forecasts and market trends

DETAILS

Frequency: Quarterly

Measures

- Vendor market share
- Revenue
- Ports
- ARPU

Regions

- Worldwide
- North America (US and Canada)
- Europe, the Middle East, Africa (EMEA)
- Asia Pacific (including Japan and Australia)
- Caribbean, Latin America (including Mexico)

COVERAGE

- Campus switches
- Data center switches
- Ports by speed (100ME, 1GE copper vs fiber, 2.5GE, 10GE copper vs fiber, 25GE, 40GE, 50GE, 100GE, 200GE, 400GE)

Enterprise & Service Provider Routing & Switching: Market Data and Reports

Network Monitoring Equipment

Forecasts, analysis, and trends for network monitoring switches and taps

DETAILS

Frequency: Annual

Measures

- Revenues
- Ports

Regions

- Worldwide
- North America (US and Canada)
- Europe, the Middle East, Africa (EMEA)
- Asia Pacific (including Japan and Australia)
- Caribbean and Latin America (including Mexico)

COVERAGE

- Monitoring switches (standard, advanced, open)
- Monitoring taps/bypass switches
- Monitoring switches by speed (1GE, 10GE, 40GE, 100GE, 400GE)

Enterprise & Service Provider Routing & Switching: Reports, Surveys & Analysis

Cloud Managed Networking

The Cloud Managed Networking Report provides accurate data and analyses including market size, vendor market share, forecasts and market trends

DETAILS

Frequency: Annual

Measures

- Vendor market share
- Equipment revenue
- SaaS revenue
- Managed devices

Regions

- Worldwide
- North America (US and Canada)
- Europe, the Middle East, Africa (EMEA)
- Asia Pacific (including Japan and Australia)
- Caribbean, Latin America (including Mexico)

COVERAGE

- Wi-Fi access points
- Ethernet switches
- WAN gateways

WLAN Strategies Enterprise Survey

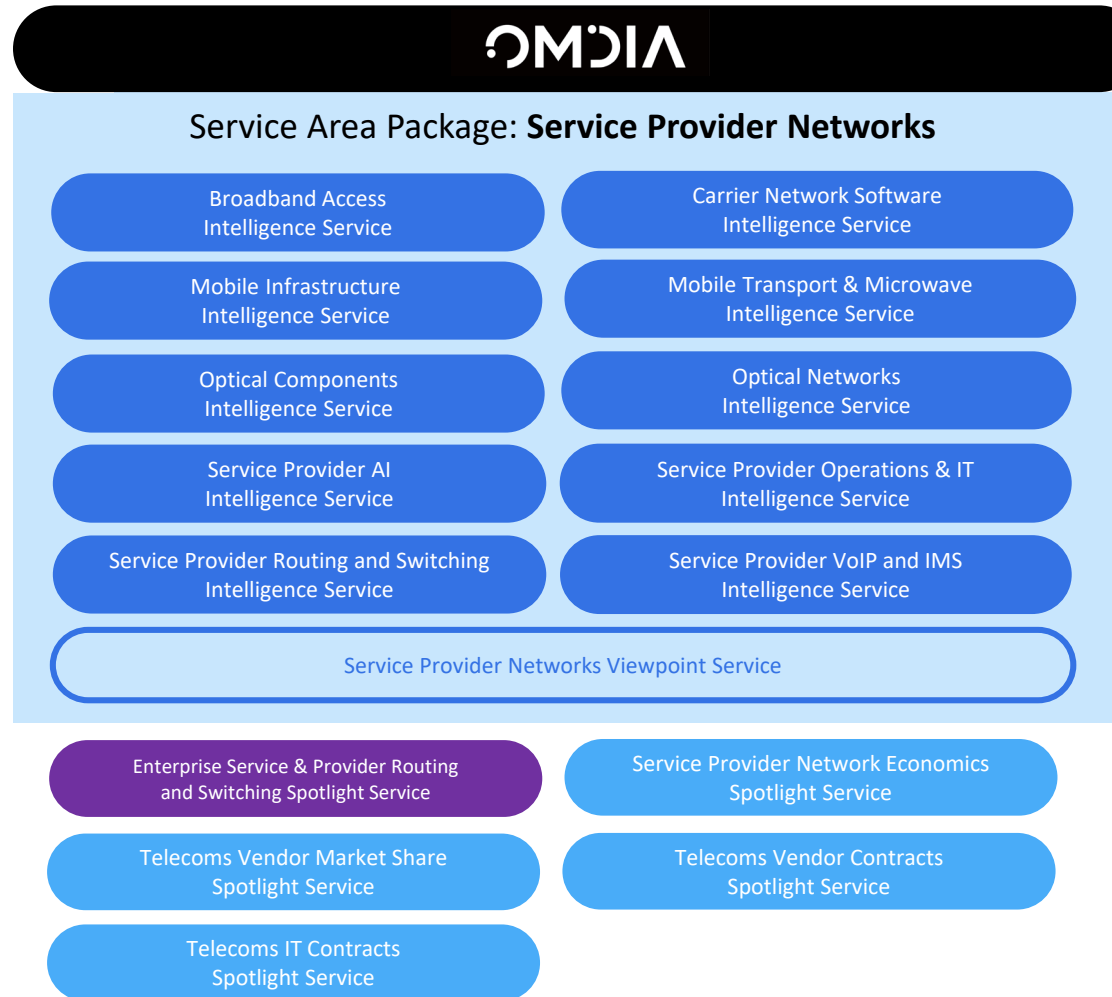
The WLAN Strategies Enterprise Survey analyzes the trends and assesses the needs of enterprises that buy wireless LAN (WLAN) equipment.

DETAILS

Frequency: Annual

Interviews with at least 150 purchase-decision makers at enterprises about their wireless LAN technology and spending plans, WLAN architecture, network-connected devices, users, traffic drivers, preferred suppliers, and vendor ratings

Related Content: Service Provider Networks Service Area Coverage



About Omdia’s Service Provider Networks Coverage

Omdia’s Service Provider Networks research services provide expert analysis and data across the complete landscape of telecoms networks, including infrastructure, software and operations. The Networks team supports the broadest coverage in the industry, from mobile access, fixed access and mobile core, to transport, microwave, routing/switching, optical networks and components. Offering specialist coverage on service providers’ own transformation, including telecoms operations and IT, carrier network software, and service provider AI, Omdia’s Networks research provides the unique ability to both deep dive into specific technologies as well as gain higher-level strategic analysis and insight.

Omdia’s Network research complements our Service Provider Consumer and Enterprise research services, enabling us to advise key vendors on their customers’ customers, and guide service providers themselves on the evolving technology supplier and partner landscape. Omdia helps both vendors and service providers assess which applications and products will drive future growth, forecast the adoption and impact of new technologies, benchmark key competitors, target customers, and select suppliers, providing a holistic view of service provider investments across the industry.

Through our coverage of mobile and broadband access and core networks, transport networks, optical networks and components, and service provider transformation, our global team of expert analysts offers unparalleled data and insight as the transformation of service provider networks gathers pace.

Our “Ask an Analyst” Service Provides Best in Class Customer Support

Whether you need guidance to navigate the service, information regarding our methodologies or you want to better understand a data trend, Ovum’s support team is here to help.

Draw on our expertise

- Make the right decisions
- Sanity-check your own findings
- Get the most out of your subscription
- Understand more about our methodologies

Our Ask an Analyst service gives you direct contact via telephone, email or face-to-face session with our expert analyst team:



Tom Coate
Customer Success
Manager



Kâren Dyer
Customer Success
Manager



CONNECT WITH US

 @OmdiaHQ | [omnia.com](https://www.omnia.com)

Customer Success

E: customersuccess@omnia.com

SALES

US: +1 (212) 652 5335

APAC: +61 (0)396 016 700

EMEA: +44 (0)7771 980 316

ABOUT OMDIA

Omdia is a global technology research powerhouse, established following the merger of the research division of Informa Tech (Ovum, Heavy Reading, and Tractica) and the acquired Omdia technology research portfolio*. We combine the expertise of more than 400 analysts across the entire technology spectrum, covering 150 markets. We publish over 3,000 research reports annually, reaching more than 14,000 subscribers, and cover thousands of technology, media, and telecommunications companies.

Our exhaustive intelligence and deep technology expertise enable us to uncover actionable insights that help our customers connect the dots in today's constantly evolving technology environment and empower them to improve their businesses—today and tomorrow.

* The majority of Omdia technology research products and solutions were acquired by Informa in August 2019 and are now part of Omdia.